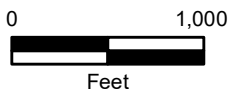
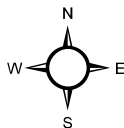
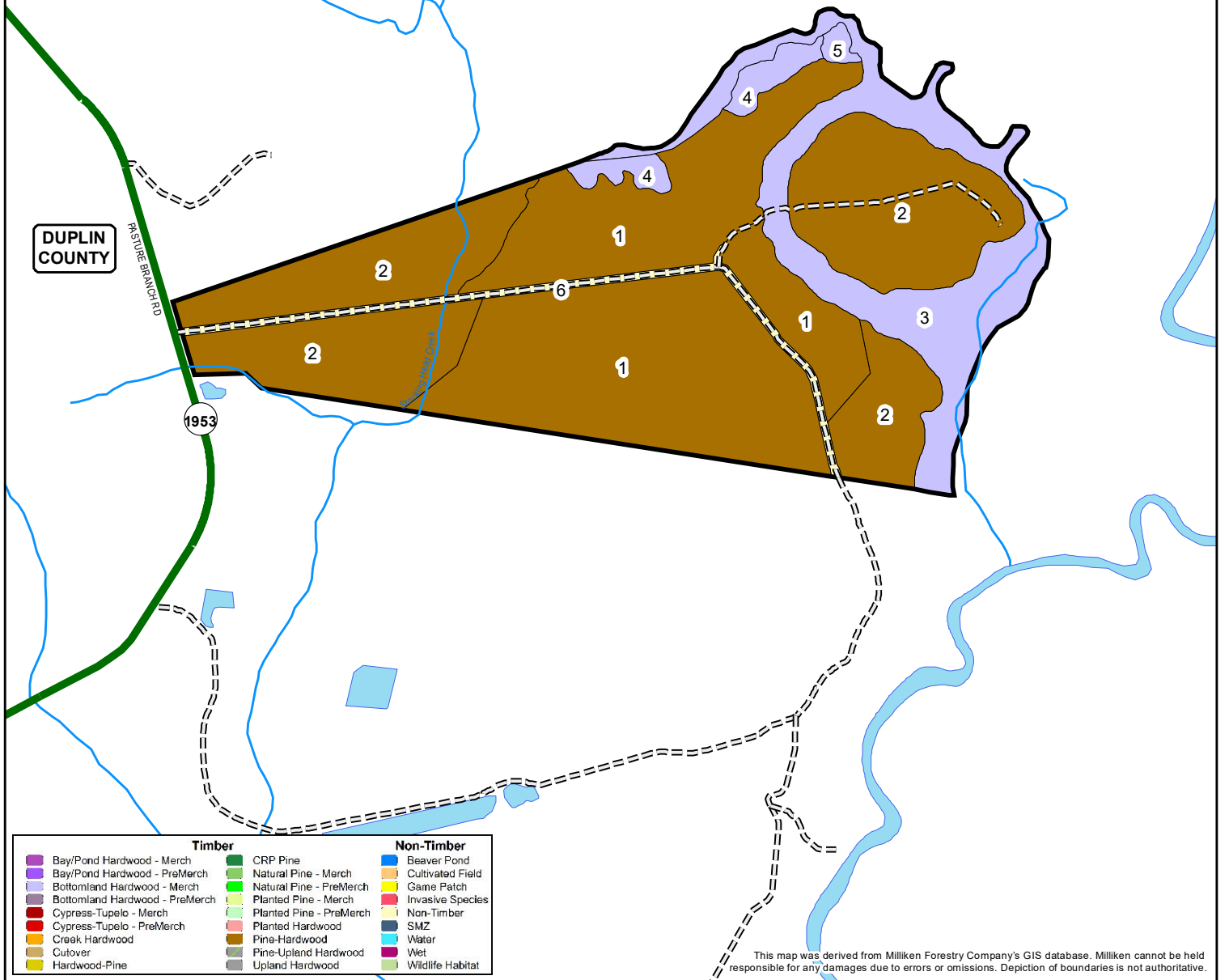


Stand	Timber Type	Non-Timber Type	Primary Species	Secondary Species	Est Year	Acres
1	Pine-Hardwood		Loblolly Pine	Mixed Hardwood	1960	92.7
2	Pine-Hardwood		Loblolly Pine	Mixed Hardwood	1960	77.9
3	Bottomland Hardwood		Mixed Hardwood		1960	35.7
4	Bottomland Hardwood		Sweetgum	Blackgum/Tupelo	1990	5.3
5	Bottomland Hardwood		Sweetgum	Blackgum/Tupelo	1990	1
6	Non-Timber	Transportation				6



This map was derived from Milliken Forestry Company's GIS database. Milliken cannot be held responsible for any damages due to errors or omissions. Depiction of boundaries is not authoritative.